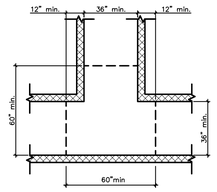

Fig. 304.3.2
T-Shaped Turning Space

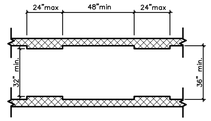

Fig. 403.5.1
Clear Width of an Accessible Route

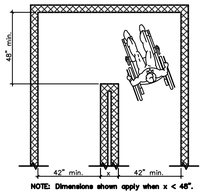

(a) 180 degree turn

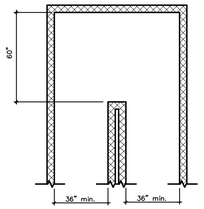

(b) 180 degree turn (exception)

Fig. 403.5.2
Clear Width at turn

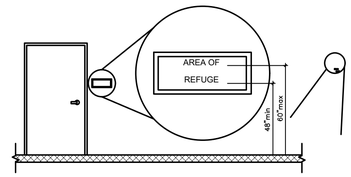

Fig. 703.4.1
Height of Tactile Characters Above Finish Floor or Ground

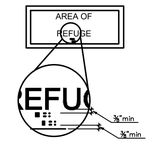

Fig. 703.3.2
Position of Braille

Measurement Range	Minimum in Inches Maximum in Inches
Dot Base Diameter	0.059" (1.5 mm) to 0.063" (1.6 mm)
Distance between two dots in the same cell	0.090" (2.3 mm) to 0.100 (2.5 mm)
Distance between corresponding dots in adjacent cells	0.241 (6.1 mm) to 0.300 (7.6 mm)
dot height	0.025 (0.6 mm) to 0.037 (0.9 mm)
Distance between corresponding dots from one cell directly below	0.395 (10 mm) to 0.400 (10.2 mm)

Table 703.3.1
Braille Dimensions

MANEUVERING, TURNING & CLEAR FLOOR SPACE

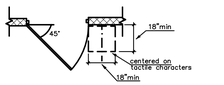

Fig. 703.4.2
Location of Tactile Signs at Doors

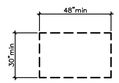

Fig. 305.3
Clear Floor or Ground Space

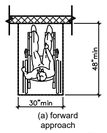

(a) forward approach

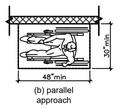

(b) parallel approach

Fig. 305.5
Position of Clear Floor or Ground Space

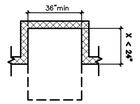

Fig. 305.7.1
Maneuvering Clearance in an Alcove, Forward Approach

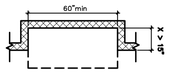

Fig. 305.7.2
Maneuvering Clearance in an Alcove, Parallel Approach

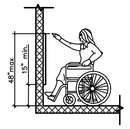

Fig. 308.2.1
Unobstructed Forward Reach

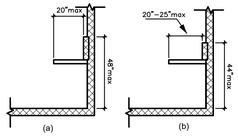

(a) (b)

Fig. 308.2.2
Obstructed High Forward Reach

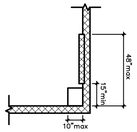

Fig. 308.3.1
_Unobstructed Side Reach

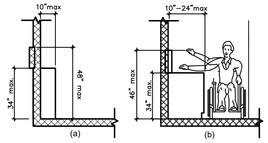

(a) (b)

Fig. 308.3.2
Obstructed High Side Reach

SEATING CLEARANCE, CLEAR FLOOR SPACE,APPROACHES, ALCOVES,& REACH RANGES

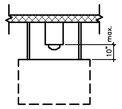

Fig. 704.2.1.1
Parallel Approach to Telephone

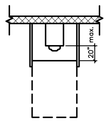

Fig. 704.2.1.2
Forward Approach to Telephone

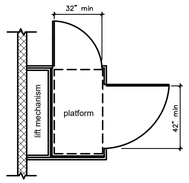

Fig. 410.6
Platform Lift Doors and Gate

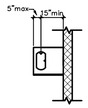

Fig. 602.5
Drinking Fountain Spout Location

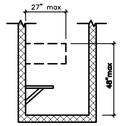

(a) with seat (elevation)

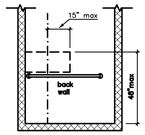

(b) with seat (elevation)

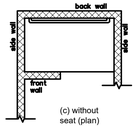

(c) without seat (plan)

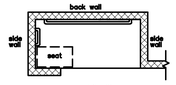

(d) with seat (plan)

Fig. 608.5.3
Alternate Roll-In Type Shower Compartment Control Location

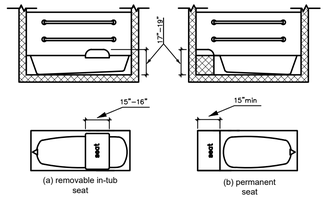

(a) removable in-tub seat (b) permanent seat

Fig. 610.2
Bathtub Seats

WATER FOUNTAINS, AND SERVING LINES HEIGHTS AT PHONES,

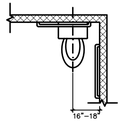

(a) wheelchair accessbile water closets

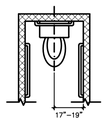

(b) ambulatory accessible water closets

Fig. 604.2
Water Closet Location

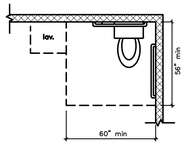

Fig. 604.3.1
Size of Clearance at Water Closets

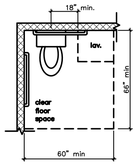

Fig. 604.3.2
(Exception)Overlap of Water Closet Clearance in (Residential Units)

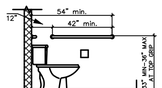

Fig. 604.5.1
Side Wall Grab Bar at Water Closets

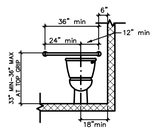

Fig. 604.5.2
Rear Wall Grab Bar at Water Closets

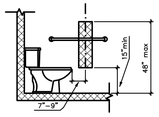

Fig. 604.7
Dispenser Outlet Location

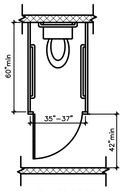

Fig. 604.8.2
Ambulatory Accessible Toilet Compartment

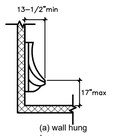

(a) wall hung type

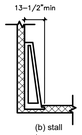

(b) stall type

Fig. 605.2
Height and Depth of Urinals

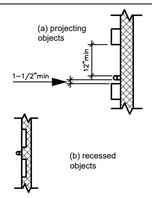

(a) projecting objects (b) recessed objects

Fig. 609.3
Spacing of Grab Bars

LAVATORIES, WATER CLOSETS & TOILET STALLS

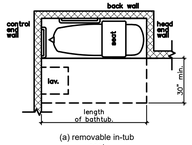

(a) removable in-tub seat

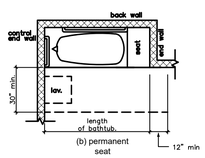

(b) permanent seat

Fig. 607.2
Clearance for Bathtubs

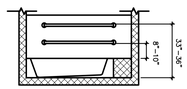

(a) elevation

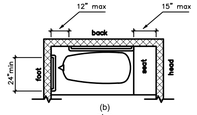

(b) plan

Fig. 607.4.1
Grab Bars for Bathtubs with Permanent Seats

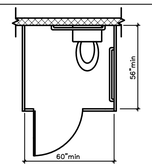

(a) adult wall hung water closet

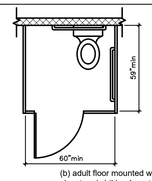

(b) adult floor mounted water closet and children's water closet

Fig. 604.8.1.1
Size of Wheelchair Accessible Toilet Compartment

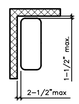

Fig. 610.3.1
Rectangular Shower Seat

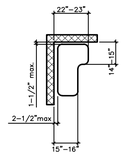

Fig. 610.3.2
L-Shaped Shower Seat

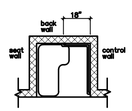

Fig. 608.3.1
Grab Bars for Transfer Type Showers

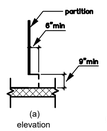

(a) elevation adult

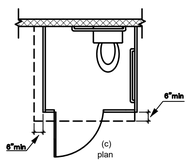

(c) plan

Fig. 604.8.1.4
Wheelchair Accessible Toilet Compartment Toe Clearance

SINKS AND BATH TUBS WITH AND WITHOUT SEATS

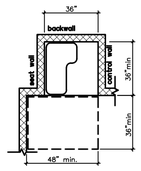

Fig. 608.2.1
Shower Size and Clearances 36" by 36" Stall

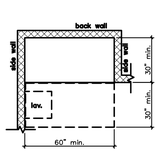

Fig. 608.2.2
Standard Roll-In Type Shower Compartment Size and Clearance

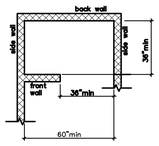

Fig. 608.2.3
Alternate Roll-In Type Shower Compartment Size and Clearance

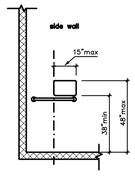

Fig. 608.5.1
Transfer Type Shower Compartment Control Location

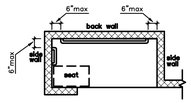

Fig. 608.3.3
Grab Bars for Alternate Roll-In Type Showers

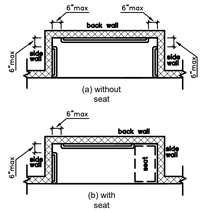

Fig. 608.3.2
Grab Bars for Standard Roll-In Type Showers

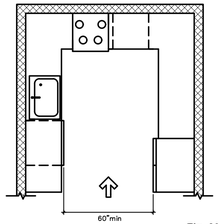

(a)

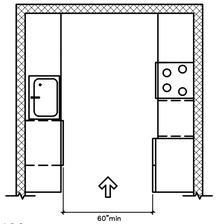

(b)

Fig. 804.2.2
U-Shaped Kitchens

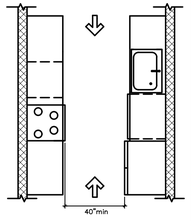

Fig. 804.2.1
Pass Through Kitchens

SHOWERS: ROLL IN & TRANSFER STALLS

SLI DESIGN, INC.
ARCHITECTURE PLANNING INTERIOR DESIGN
15810 PARK TEN PLACE, SUITE 300
HOUSTON, TEXAS 77084
713-465-4650
www.sligroup.com

© COPYRIGHT

Sage Capital Bank
Financial Wisdom. Texas Roots.

121 S Magnolia Ave.
Luling, TX 78648

PROJECT NUMBER : 8977

ISSUED FOR CLIENT APPROVAL	DATE
ISSUED FOR BIDDING	04.14.26
ISSUED FOR PERMIT	04.14.26
ISSUED FOR CONSTRUCTION	

REVISIONS

MARK	DESCRIPTION	DATE

The information, ideas, designs, details, layouts, techniques, features, arrangements, plans, sequences, dimensions, allowances, tolerances, conceptions, specifications, intentions, technology or embodiments, as illustrated, arranged, displayed, noted, recorded, indicated, represented, disclosed, evidenced, detailed or otherwise reduced to tangible form hereon, either expressly, inherently or by implication, are the confidential and proprietary information of SLI Design, Inc., and shall not be used for any purpose other than the specific project or undertaking identified on the drawing title block or legend for which they are and have been prepared by SLI Design, Inc. Any other reproduction, disclosure or use of any portion of the confidential and proprietary information of SLI Design, Inc., shall be a breach of the obligation of confidence created by the acceptance of this drawing from SLI Design, Inc. for a specific project or Contract. Any copying, duplicating, reproducing, utilization, alteration, modification, revision or change to this drawing, is expressly prohibited unless done with the prior written consent or approval of SLI Design, Inc., and shall not be undertaken without receipt of such prior written approval. This drawing is loaned by SLI Design, Inc., for the limited purpose of complying with a specific Contract. The drawing remains the property of SLI Design, Inc., and shall be returned upon request or completion of the contract, unless specifically authorized by Contract, under which it was loaned.

PRINT DATE Apr 14, 2026 – 9:01am

REGISTERED ARCHITECT TOMASA BAEZ M288 STATE OF TEXAS 04.14.26

DRAWING TITLE
Accessibility Element Compliance

DRAWN BY	DF
CHECKED BY	TB
APPROVED BY	TB
SHEET NO.	A-0.10