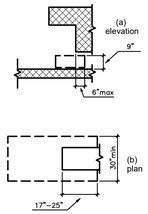

Fig. 306.2
Toe Clearance

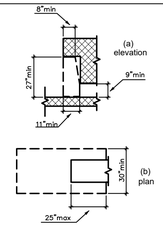

Fig. 306.3
Knee Clearance

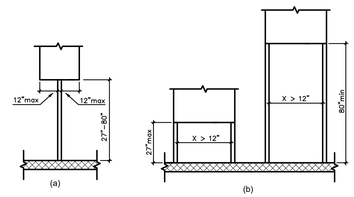

Fig. 307.3
Post-Mounted Protruding Objects

NOTE FROM TEXT: Advisory 502.4 Floor or Ground Surfaces.
Built up curb ramps shall be located so they do not protrude into vehicular lanes or into parking space access aisles.

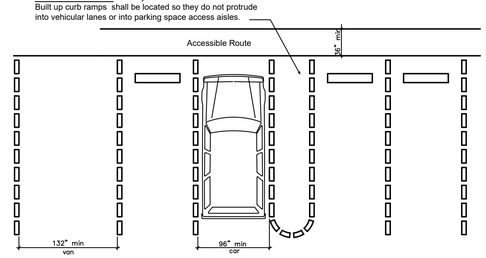

Fig. 502.2
Vehicle Parking Spaces

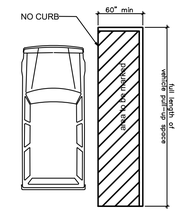

Fig. 503.3 / Fig. 502.3
Access Aisle at Passenger Loading Zones

TOTAL PARKING SPACES IN LOT OR GARAGE	MINIMUM REQUIRED NUMBER OF ACCESSIBLE SPACES
1-25	1
26-50	2
51-75	3
76-100	4
101-150	5
151-200	6
201-300	7
301-400	8
401-500	9
501-1,000	2% of total spaces 20 spaces plus 1 space
OVER 1,000	for every 100 spaces, or fraction thereof over 1,000

TABLE PER THE FOLLOWING CODES SECTIONS: 2009 INTERNATIONAL BUILDING CODE, TABLE 1106.1, AND TEXAS ACCESSIBILITY STANDARDS TABLE 208.2 VERIFY WITH LOCAL MUNICIPALITY AND ADDITIONAL ORDINANCES, AMENDMENTS OR MODIFICATIONS.

REQUIRED ACCESSIBLE PARKING SPACES

SITE, PARKING, ENTRANCE

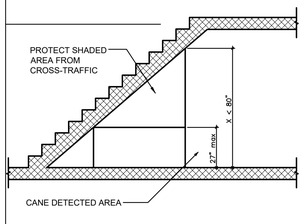

Fig. 307.4
Vertical Clearance

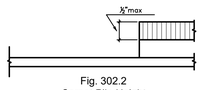

Fig. 302.2
Carpet Pile Height

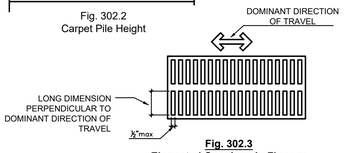

Fig. 302.3
Elongated Openings in Floor or Ground Surfaces

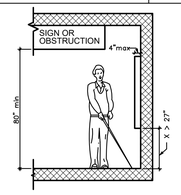

Fig. 307.2
Limits of Protruding Objects

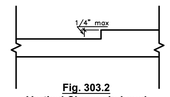

Fig. 303.2
Vertical Change in Level

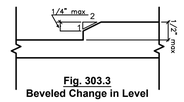

Fig. 303.3
Beveled Change in Level

Slope	Maximum Rise
Steeper than 1:10 but not steeper than 1:8	3 inches (75 mm)
Steeper than 1:12 but not steeper than 1:10	6 inches (150 mm)

Table 405.2
Maximum Ramp Slope and Rise for Existing Sites, Buildings, and Facilities

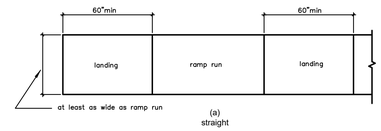

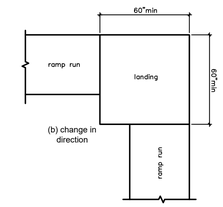

Fig. 405.7
Ramp Landings

PROTRUSIONS AND OBSTRUCTIONS ON AN ACCESSIBLE PATH

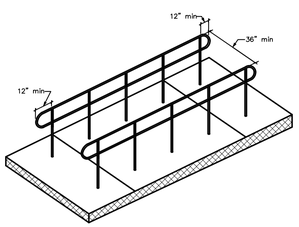

Fig. 505.10.1
Example of Clear Width and Edge Protection

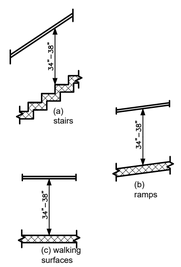

Fig. 505.4 Handrail Height

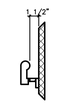

Fig. 505.5
Handrail Clearance

Fig. 505.6
Horizontal Projections Below Gripping Surface

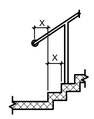

Note X = tread depth

Fig. 505.10.3
Bottom Handrail Extension at Stairs

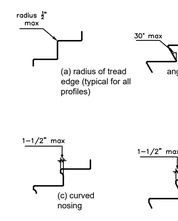

Fig. 504.5
Stair Nosings

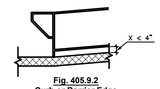

Fig. 405.9.2
Curb or Barrier Edge Protection

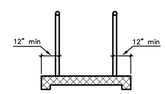

Fig. 405.9.1
Extended Floor or Ground Surface Edge Protection

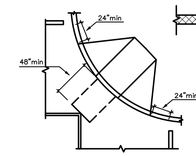

Fig. 406.6
Diagonal or Corner Type Curb Ramps

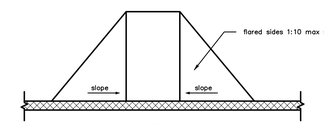

Fig. 406.3
Sides of Curb Ramps

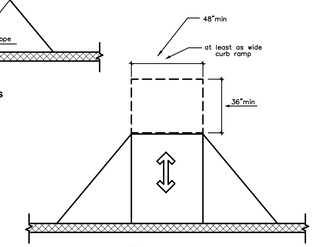

Fig. 406.4
Landings at the Top of Curb Ramps

RAMPS, SLOPES AND ASSOCIATED HANDRAILS

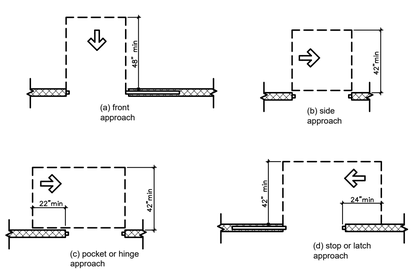

Fig. 404.2.4.2
Maneuvering Clearances at Doorways Without Doors Sliding Doors, Gates, and Folding Doors

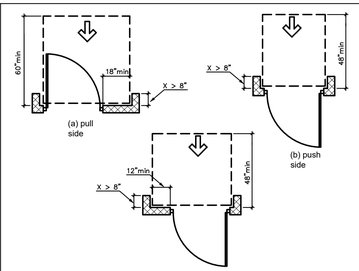

Fig. 404.2.4.3
Maneuvering Clearances at Recessed Doors and Gates

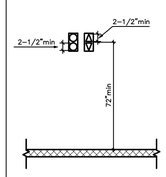

Fig. 407.2.2.2
Visible Hall Signals

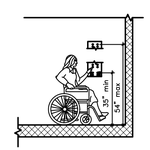

Fig. 407.2.1.1
(Exception)Height

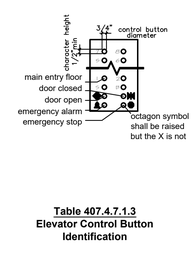

Table 407.4.7.1.3
Elevator Control Button Identification

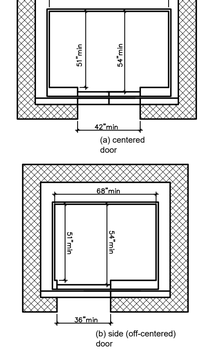

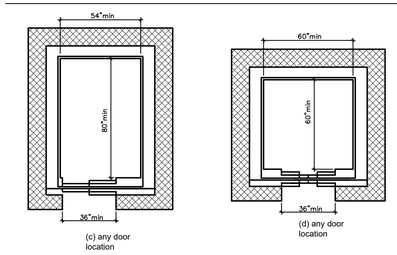

Fig. 407.4.1
Elevator Car Dimensions

RAMPS, ELEVATORS, STAIRS AND ASSOCIATED HANDRAILS

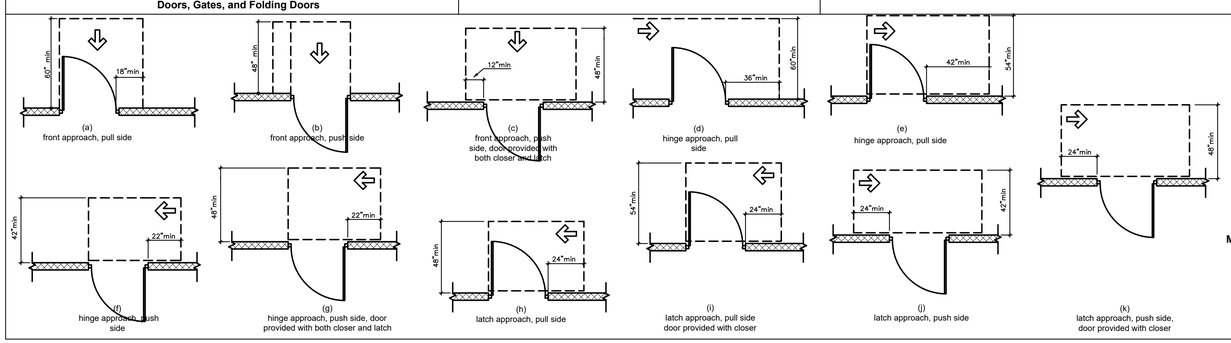

Fig. 404.2.4.1
Maneuvering Clearances at Manual Swinging Doors and Gates

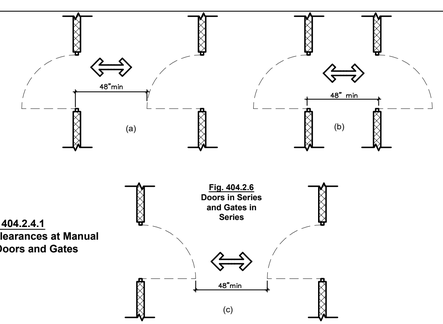

Fig. 404.2.6
Doors in Series and Gates in Series

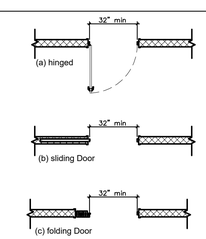

Fig. 404.2.3
Clear Width of Doorways

DOORS AND PASSAGEWAYS

SLI DESIGN, INC.
ARCHITECTURE PLANNING INTERIOR DESIGN
15810 PARK TEN PLACE, SUITE 300
HOUSTON, TEXAS 77084
713-465-4650
www.sligroup.com

© COPYRIGHT

Sage Capital Bank
Financial Wisdom. Texas Roots.

121 S Magnolia Ave.
Luling, TX 78648

PROJECT NUMBER : 8977

ISSUED FOR CLIENT APPROVAL	DATE
ISSUED FOR BIDDING	04.14.26
ISSUED FOR PERMIT	04.14.26
ISSUED FOR CONSTRUCTION	

REVISIONS

MARK	DESCRIPTION	DATE

The information, ideas, designs, details, layouts, techniques, features, arrangements, plans, sequences, dimensions, allowances, tolerances, conceptions, specifications, intentions, technology or embodiments, as illustrated, arranged, displayed, noted, recorded, indicated, represented, disclosed, evidenced, detailed or otherwise reduced to tangible form hereon, either expressly, inherently or by implication, are the confidential and proprietary information of SLI Design, Inc., and shall not be used for any purpose other than the specific project or undertaking identified on the drawing title block or legend for which they are and have been prepared by SLI Design, Inc. Any other reproduction, disclosure or use of any portion of the confidential and proprietary information of SLI Design, Inc., shall be a breach of the obligation of confidence created by the acceptance of this drawing from SLI Design, Inc. for a specific project or Contract. Any copying, duplicating, reproducing, utilization, alteration, modification, revision or change to this drawing, is expressly prohibited unless done with the prior written consent or approval of SLI Design, Inc., and shall not be undertaken without receipt of such prior written approval. This drawing is loaned by SLI Design, Inc., for the limited purpose of complying with a specific Contract. The drawing remains the property of SLI Design, Inc., and shall be returned upon request or completion of the contract, unless specifically authorized by Contract, under which it was loaned.

PRINT DATE Apr 14, 2026 – 9:01am

REGISTERED ARCHITECT TOMASS BOLDUC 10268 STATE OF TEXAS
04.14.26

DRAWING TITLE
Accessibility Route Compliance

DRAWN BY	DF	SHEET NO.
CHECKED BY	TB	A-0.00
APPROVED BY	TB	